



Tourism Statistics Summary – September 2013

OVERVIEW

September 2013 international visitor arrivals to Anguilla totaled 4,479 visitors, representing the fourth highest arrivals figure for the decade, after the highest number of arrivals recorded in 2006 of 6,067, followed by 2007 and 2005 with 5,547 and 5,085 respectively.

Arrivals in this period showed an increase of 3.1% over September 2012; resulting from increases in excursionist arrivals by 9.4%. Tourist arrivals were down by 7.9% from its corresponding September 2012 figure.

Most (95.8%) of the visitors who travelled to Anguilla mainly came with the intention of vacationing, while 4.2% came with the intention of doing business.

A total of 32,950 persons visited Anguilla during the 3rd quarter (July- Sept); an increase of 17.7% over 2012 3rd Quarter.

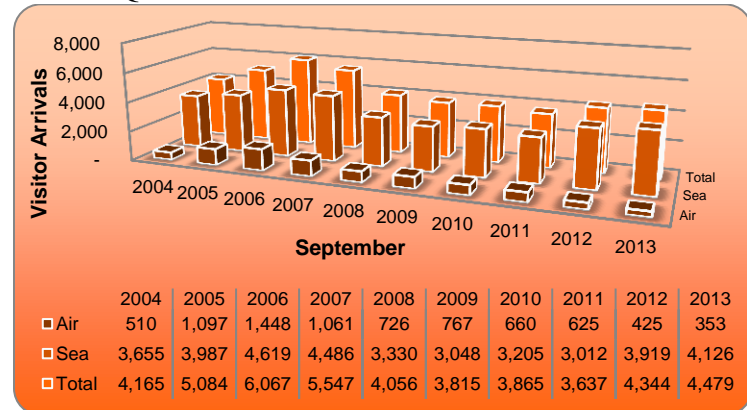


Figure 1: Visitor Arrivals: September 2004 – September 2013

PASSENGER MOVEMENT

Passenger arrivals, including both visitors and residents, this month recorded a decline for the first time within 2013 by 3.4% to 10,537 passengers from 10,906 in September 2012.

The seaports cumulatively accounted for 92.7% of arrivals, 9,769 passengers entering through Anguilla's ports of entry. The Blowing Point seaport accounted for majority of seaport passengers with 9,187, 94.0% and the other seaport Sandy Ground/Road Bay with 582 passengers, 6.0% and 768 passengers, 7.3% came in at the Clayton J. Lloyd International Airport.

Departures of passengers relative to the same period in 2012 also declined moving from 11,297 to 10,791. This is the second time for the year, however it occurred at a faster rate; 4.5%, than in February 2013.

Of the three ports of exit, the seaports cumulatively accounted for 91.0% of all departures; of which, the Blowing Point terminal facilitated the movement of 9,283 passengers, 94.5% and Sandy Ground, 537 passengers departed with 5.5%. The Clayton J. Lloyd Airport followed, with 971 departures, 9.0% of all passengers leaving Anguilla for the period.

TOURISTS (Stay-Over Visitors)

Tourist or stay-over visitor arrivals for the period recorded a decline for the first time this year of 7.9% over the comparative period in 2012, with 1,449 tourists coming to the shores of Anguilla for the month. 23.0% of tourist entered at the airport and the other 77.0% came in via the seaports.

A total of 13,341 tourist came to Anguilla in the 3rd quarter; an increase of 6.5% over the 2012 3rd quarter.

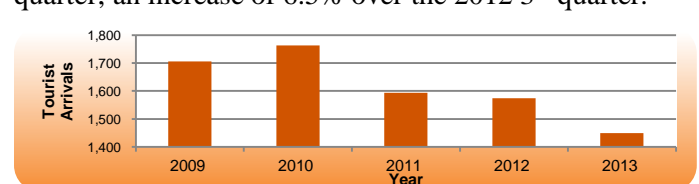


Figure 2: Tourist Arrivals, September 2009 – 2013

Tourists (Stay - Over Visitors) *continued*

The average length of stay of tourists was 8.9 days an increase from 8.6 days in Sept 2012. The data showed that 39.0% of tourists stayed for 1 to 3 days, 24.7% for 4 to 7 days, 12.5% for 8 to 15 days, 4.2% for 16 to 22 days and the final 19.6% indicated 23 or more days.

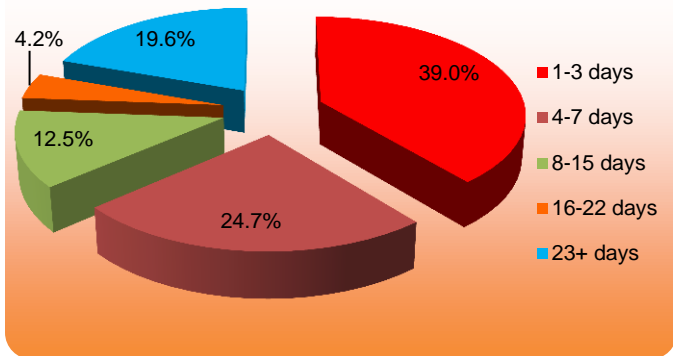


Figure 3: Tourist Arrivals by Length of Stay, September 2013

A review of the source markets for tourists visiting Anguilla September 2013 over 2012, showed an increase

in six (6) and decreases in the other four (4) markets. The source markets which experienced the major increases were the Italian and German markets with 220.0% (5 to 16 Italian tourist) and 37.5% respectively. Two of the decreases were experienced by the Dutch and French West Indies markets of 37.1% and 29.0% over their September 2012 figures respectively. The USA which ranks number one as Anguilla’s source market accounted for 33.2% of tourist arrivals, declined by 8.6% in this period.

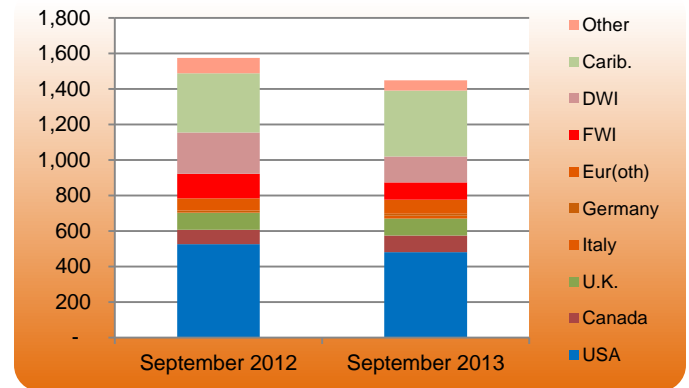


Figure 4: Tourist Arrivals by Country of Residence 2012 - 2013

EXCURSIONISTS (Day Trippers)

Excursionist arrivals or day trippers to Anguilla continued their consistent trend of no decline, even within the ‘slow’ season. Arrivals totaled 3,030; up 9.4% over the September 2012 figure; this is the smallest recorded increase for 2013, with the highest increase of 40.1% recorded in March 2013. The 3rd quarter 2013 showed an increase of 26.6% over 2012 moving from 15,638 to 19,609.

99.3% of excursionists entered Anguilla through the seaports, of which 81.3% came via the Blowing Point seaport and 18.7% via the Sandy Ground/Road Bay seaport. 0.7% of excursionists entered via the Clayton J. Lloyd International Airport.

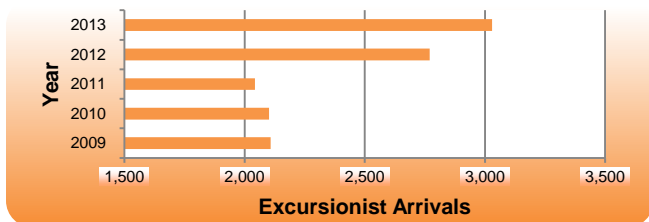


Figure 5: Excursionist Arrivals, September 2009 - 2013

Day trippers to Anguilla showed growth in many of the markets for September 2013 with seven (7) markets experiencing increases and three (3) declines. The Italian market advanced the most with 87.5% followed by UK with 50.0%. The German and French West Indies markets were down 20.0% and 20.1% respectively over the same period in 2012. The major source market the USA accounted for 45.0% of excursionist arrivals with an increase of 22.0% over its corresponding 2012 figure.

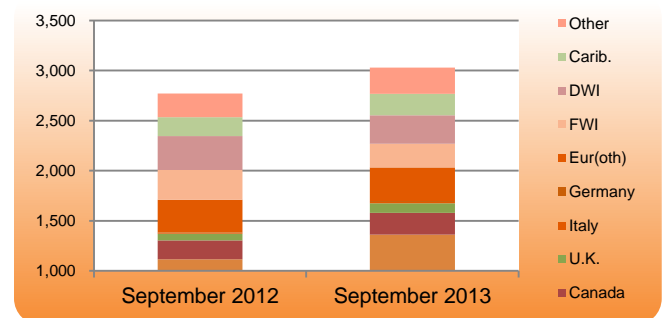


Figure 6: Excursionist Arrivals by Country of Residence 2012 - 2013

This report, along with other Tourism Data, is available at the Government of Anguilla Statistics Department’s website: <http://gov.ai/statistics/tourism.htm>